

USER MANUAL

EASYAIR 15

PM15 Series



SAVE THESE INSTRUCTIONS

R_x ONLY

Federal (USA) law restricts this device to sale by or on the order of a physician.

PRECISION MEDICAL

300 Held Drive
Northampton, PA 18067 USA

Tel: (+001) 610-262-6090
Fax: (+001) 610-262-6080

www.precisionmedical.com

CONTENTS

RECEIVING / INSPECTION.....	2
INTENDED USE.....	2
READ ALL INSTRUCTIONS BEFORE USING	2
EXPLANATION OF ABBREVIATIONS	2
SAFETY INFORMATION - WARNINGS AND CAUTIONS...2	
SPECIFICATIONS.....	4
COMPONENT IDENTIFICATION.....	5
GROUNDING INSTRUCTIONS	6
OPERATING INSTRUCTIONS.....	6
CLEANING / MAINTENANCE.....	7
RETURNS.....	8
REPLACEMENT PARTS.....	8
TROUBLESHOOTING	9
LIMITED WARRANTY.....	10

RECEIVING / INSPECTION

Remove the Precision Medical, Inc. *Easy Air Compressor (PM15-F, PM15EF, PM15-P or PM15EP)* from the packaging and inspect for damage. If there is any damage, DO NOT USE and contact your Provider.

INTENDED USE

The basic function is to supply a portable compressed air source adequate to drive the high volume nebulizers.





READ ALL INSTRUCTIONS BEFORE USING

This manual instructs a Professional to install and operate the *Easy Air Compressor (PM15-F, PM15EF, PM15-P or PM15EP)*. This is provided for your safety and to prevent damage to the Easy Air Compressor. If you do not understand this manual, DO NOT USE the Easy Air Compressor and contact your Provider.

EXPLANATION OF ABBREVIATIONS

psi Pounds Per Square Inch
l/min Liters Per Minute

SAFETY INFORMATION - WARNINGS AND CAUTIONS

-  **DANGER** Indicates an imminently hazardous situation which, if not avoided, will result in death or serious injury.
-  **WARNING** Indicates a potentially hazardous situation which, if not avoided, could result in death or serious injury.
-  **CAUTION** Indicates a potentially hazardous situation which, if not avoided, may result in minor or moderate injury.
-  **CAUTION** Used without the safety alert symbol indicates a potentially hazardous situation which, if not avoided, may result in property damage.



CONSULT ACCOMPANYING DOCUMENTS



Type B Equipment



Protective Earth Ground



Power On



Power Off

EASYAIR 15

⚠ DANGER

- Caution must be exercised when using this Compressor where oxygen is being administered.
- **DO NOT** use near any type of flame or flammable/explosive substances.
- **DO NOT** allow the Compressor to exceed Operating or Storage Temperature specifications.

TO REDUCE THE RISK OF ELECTROCUTION

- Always unplug the Compressor immediately after using.
- **DO NOT** use while bathing.
- **DO NOT** place or store the Compressor where it can fall or be pulled into a tub or sink.
- **DO NOT** place or drop into water or other liquid.
- **DO NOT** reach for the Compressor that has fallen into water. Unplug immediately.
- **DO NOT** attempt to repair the Easy Air Compressor. Any attempt could result in electrical shock.

⚠ WARNING

To reduce risk of burns, electrocution, fire, or injury to persons:

- Close supervision is necessary when this Compressor is used by, on, or near children or invalids.
- Use this Easy Air Compressor only for its "Intended Use" as described in this manual.
- **DO NOT** use attachments not recommended by Precision Medical, Inc.
- **DO NOT** use the Compressor with any equipment that requires "dry" air, including ventilators, gas blenders, or flow generators, without a device to properly dehumidify the discharged air of the PM15.
- **DO NOT** use if the Compressor has a damaged cord or plug.
- **DO NOT** use if the Compressor has been dropped or damaged.
- **DO NOT** drop or insert any object into any openings.
- **DO NOT** cover air vents. Restriction of air flow will cause unit to overheat, causing the thermal reset to shut down the Compressor.

SPECIFICATIONS

Dimensions:	Length:	16 in (40.6 cm)
	Width:	7.25 in (18.4 cm)
	Height:	10.25 in (26.0 cm)
Weight:		19.5 lbs (8.8 kg)
Shipping Weight:		23 lbs (10.4 kg)
Electrical:	PM15-F & PM15-P:	120 VAC \pm 10%, 60 Hz, 5 Amps
	PM15E:	230 VAC \pm 10%, 50 Hz, 3.2 Amps
	PM15EFGB:	220 VAC \pm 10%, 50/60 Hz, 2.8 Amps
Outlet:	Grounded 9/16 - 18 Male Threaded Fitting	

Operating Range:

(Models Equipped with a Pressure Gauge) Maximum Rated Sustained Pressure: 60 psi	(Models Equipped with a Flow Gauge)
PM15 Output: 50 psi.....Minimum 13 l/min	PM15-F & PM15EF Output: (\pm 1 l/min) l/min - as set and read on the gauge
PM15E/PM15EFGB Output: 50 psi.....Minimum 9 l/min	

Operating Temperature Range:	50°F to 104°F (10°C to 40°C)
Storage Temperature Range:	-4°F to 104°F (-20°C to 40°C)
Storage/Operating Humidity:	Maximum 95% Noncondensing
Safety Systems:	High Temperature Motor Shutdown
Thermal Protector:	Class B, Thermal Limit Automatic Reset
Equipment Classification:	
Class I	- with respect to protection from electrical shock
Type B	- degree of protection against electrical shock
IPX0	- degree of protection against ingress of liquids
Mode of Operation	- continuous

The Compressor meets the EMC requirements of EN 55011: Group 1 Class B.

The Compressor meets the requirements of CGA V-5: section 5.4.

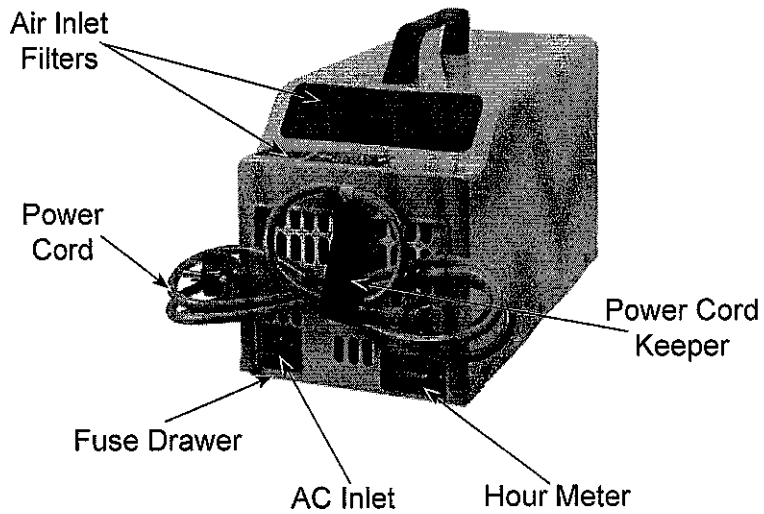

This Compressor is not suitable for use in the presence of a flammable anesthetic mixture with air, with oxygen or with nitrous oxide.

Specifications are subject to change without prior notice.

COMPONENT IDENTIFICATION

⚠ CAUTION

Missing or illegible labels must be replaced, contact Precision Medical, Inc.



GROUNDING INSTRUCTIONS

The Easy Air Compressor must be plugged into an electrical outlet that is properly grounded. In the event of an electrical short circuit, grounding reduces the risk of electrical shock. This product is equipped with a grounding circuit.

⚠ DANGER

Improper use of the grounding plug can result in a risk of electrical shock.

⚠ WARNING

Ground reliability can only be achieved when the power cord is connected to an equivalent receptacle marked "Hospital Grade".

OPERATING INSTRUCTIONS

CAUTION

Inspect the Easy Air Compressor for visible damage, **DO NOT USE** if damaged.

1. Become familiar with the Compressor (see Component Identification).
2. Position the Compressor near a properly grounded electrical receptacle. Allow a minimum of 4 in (10 cm) clearance on all sides to ensure adequate air flow for cooling of the Compressor.
3. Ensure the On/Off (I/O) Switch is in the "OFF" (O) position.
4. Ensure the Power Cord is properly connected.
5. Attach appropriate device to the Outlet Fitting securely, without overtightening.
6. **Pull Regulator Knob "OUT" to unlock regulator, then turn Knob fully counterclockwise. (Failure to do so may cause the device not to start.)**
7. Press the On/Off (I/O) Switch to the "ON" (I) position.
8. Adjust pressure/flow.
To *INCREASE* pressure / flow - Turn Knob *CLOCKWISE*
To *DECREASE* pressure / flow - Turn Knob *COUNTERCLOCKWISE*
9. Push Regulator Knob "IN" to lock pressure / flow setting.
10. Compressor is now ready to use.
11. When the Compressor is not in use, press the On/Off (I/O) Switch to the "OFF" (O) position.

CLEANING / MAINTENANCE

⚠WARNING

- Turn the Easy Air Compressor off and disconnect from any external power source before cleaning.
- **DO NOT** attempt to repair. There are no serviceable parts inside.

To clean the filter (weekly):

1. Unplug Compressor.
2. Check air inlet filters for dust buildup.
3. If dust buildup occurs, remove air inlet filters and wash in warm, soapy water and rinse.
4. Absorb excess water from filter with a dry towel.
5. Return the air inlet filters.

Cleaning for Exterior Components:

Use a clean cloth or sponge dampened with soap and water. Wipe dry with a clean cloth or paper towel.

CAUTION

- Excessive dust buildup on filter will reduce performance of Compressor. If this occurs, clean or replace with a new filter.
- **The air filter does not filter out saline.** Treatments using nebulized saline will draw the saline mist back into the Compressor. Saline causes rapid deterioration of the compressor seals and will void the warranty.

At ~8500 Hours (or as needed):

Return the Easy Air Compressor to your Provider for Compressor Maintenance (including rebuilding pump).
Contact Precision Medical, Inc. for Preventative Maintenance Services.

RETURNS

Returned products require a Return Goods Authorization (RGA) number, contact Precision Medical, Inc. All returns must be packaged in sealed containers to prevent damage. Precision Medical, Inc. will not be responsible for goods damaged in transit. Refer to Precision Medical Inc. Return Policy available on the Internet, www.precisionmedical.com.


Manuals available on our website; www.precisionmedical.com

NOTE: When returning this Easy Air Compressor, disconnect the power cord from the back of the device.

DISPOSAL INSTRUCTIONS

This device and its packaging contain no hazardous materials. No special precautions need to be taken when disposing the device and/or its packaging.

Please Recycle



REPLACEMENT PARTS

DESCRIPTION	PART #
Large Filter	503237
Small Filter	502391

TROUBLESHOOTING

If the Easy Air Compressor fails to function, consult the Troubleshooting Guide below. If problem cannot be solved, consult your Provider.

Problem	Probable Cause	Remedy
Compressor does not operate	<ol style="list-style-type: none"> 1. On/Off Switch in "OFF" position 2. Power Cord not connected properly 3. Compressor overheated 4. Blown Fuse 5. Power Interruption 6. Trapped back pressure 	<ol style="list-style-type: none"> 1. Push On/Off Switch to "ON" position 2. Check Power Cord connections 3. Shut Compressor Off, Wait 15 minutes, Ensure vents are clear. 4. Replace Fuse 5. Turn off Compressor. When Power restored, repeat Start Up Procedure. 6. BEFORE STARTING COMPRESSOR. Pull "OUT" regulator Knob to unlock, then turn Knob fully counterclockwise.
Unable to adjust pressure / flow	<ol style="list-style-type: none"> 1. Locked Regulator Knob 	<ol style="list-style-type: none"> 1. Pull Regulator Knob out
Overheating	<ol style="list-style-type: none"> 1. Poor Ventilation 2. Dirty Air Filters 	<ol style="list-style-type: none"> 1. Allow a minimum of 4 in (10 cm) clearance on all sides to ensure adequate air flow for cooling of the Compressor. 2. Clean Air Filters
Low pressure / flow	<ol style="list-style-type: none"> 1. Loose connection at outlet fitting 2. Improper regulator adjustment 	<ol style="list-style-type: none"> 1. Tighten connection 2. Re-adjust regulator

LIMITED WARRANTY AND LIMITATION OF LIABILITY

Precision Medical, Inc. warrants that EASY AIR 15 Compressor (the Product) will be free of defects in workmanship and/or material for the following period:

One (1) year from shipment

Should any failure to conform to this warranty appear within the applicable period, Precision Medical, Inc. shall, upon written notification thereof and substantiation that the goods have been stored, installed, maintained and operated in accordance with Precision Medical, Inc.'s instructions and standard industry practice, and that no modifications, substitutions, or alterations have been made to the goods, correct such defect by suitable repair or replacement at its own expense.

ORAL STATEMENTS DO NOT CONSTITUTE WARRANTIES.

The representatives of Precision Medical, Inc. or any retailers are not authorized to make oral warranties about the merchandise described in this contract, and any such statements shall not be relied upon and are not part of the contract for sale. Thus, this writing is a final, complete and exclusive statement of the terms of that contract.

THIS WARRANTY IS EXCLUSIVE AND IS IN LIEU OF ANY WARRANTY OF MERCHANTABILITY, FITNESS FOR A PARTICULAR PURPOSE OR OTHER WARRANTY OF QUALITY, WHETHER EXPRESS OR IMPLIED.

Precision Medical, Inc. shall not under any circumstances be liable for special, incidental or consequential damages including but not limited to lost profits, lost sales, or injury to person or property. Correction of non-conformities as provided above shall constitute fulfillment of all liabilities of Precision Medical, Inc. whether based on contract, negligence, strict tort or otherwise. Precision Medical, Inc. reserves the right to discontinue manufacture of any product or change product materials, designs, or specifications without notice.

Precision Medical, Inc. reserves the right to correct clerical or typographical errors without penalty.

PRECISION *MEDICAL*®

Precision Medical, Inc.
300 Held Drive
Northampton, PA 18067 USA

Toll Free Tel: 800-272-7285
Toll Free Fax: 800-353-1240
Tel:(+001) 610-262-6090
Fax:(+001) 610-262-6080

ISO 13485 Certified

Tell us how we are doing!
Visit us at www.precisionmedical.com